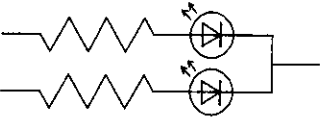
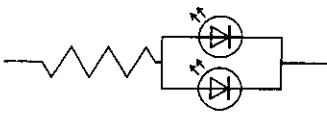
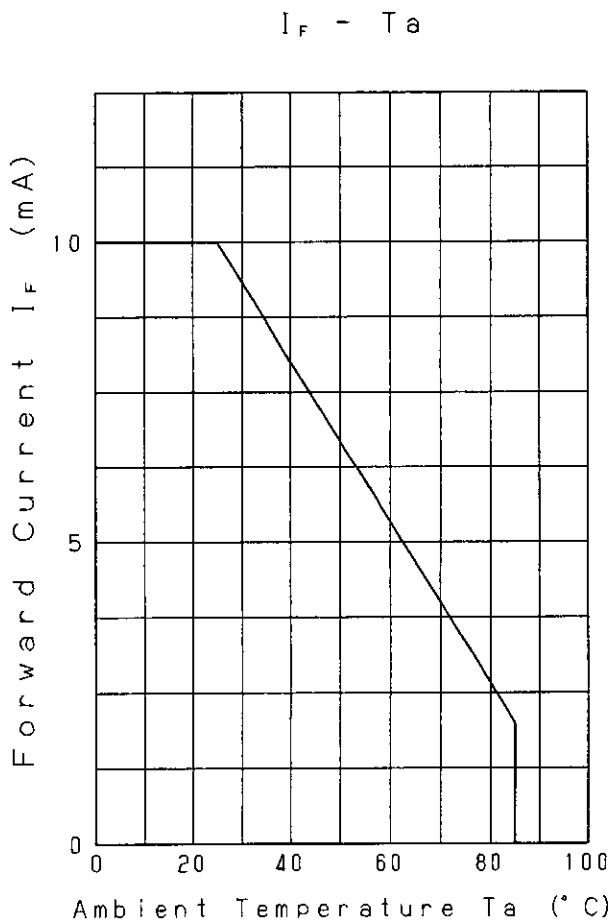
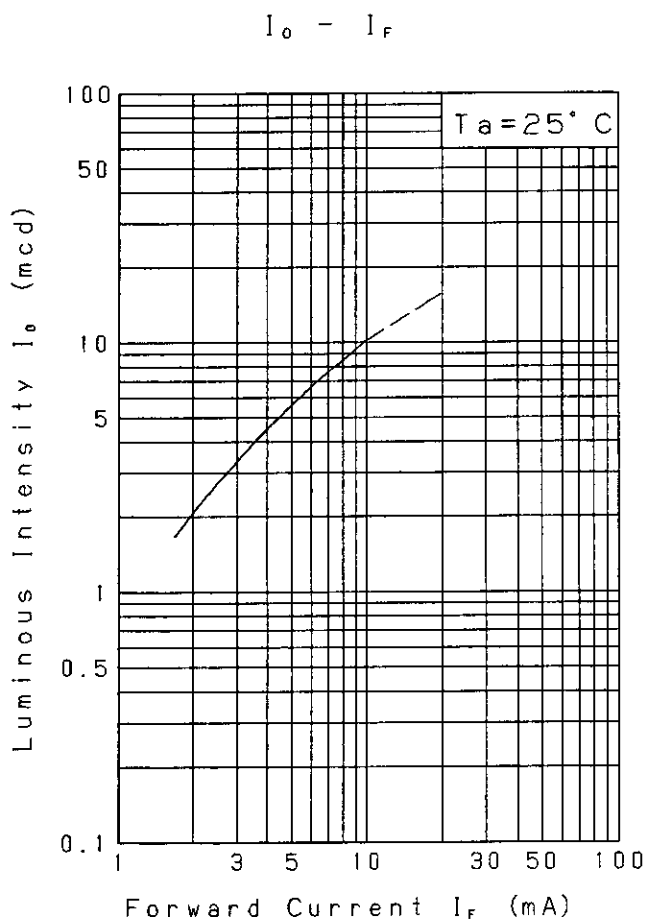
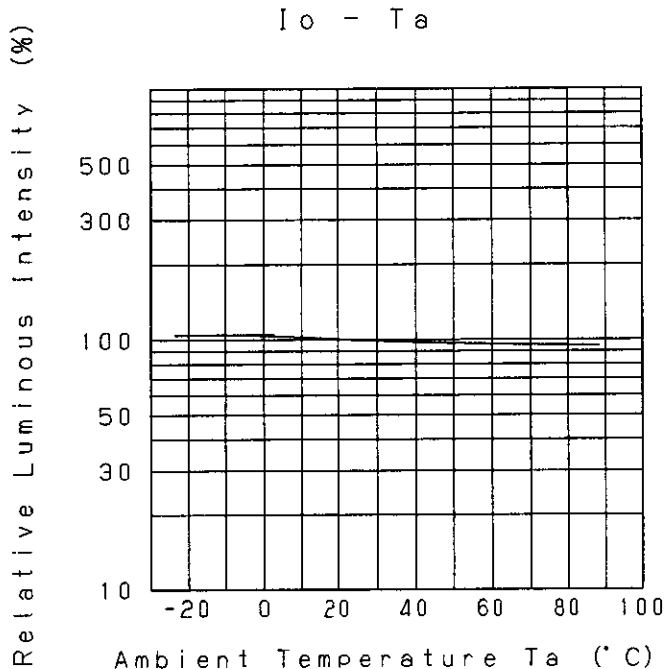
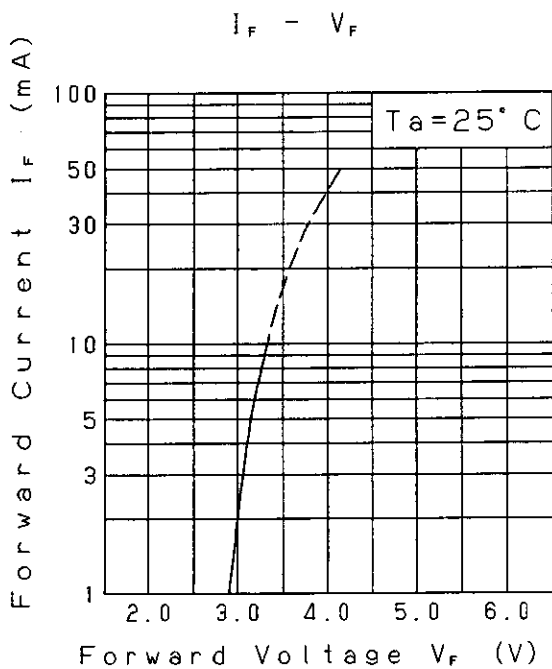


Approved	Checked	Designed	DEVELOPMENT SPECIFICATION				
		<i>K. Oshima</i>	Tentative P/N: LNJ906W5BUX				
TYPE		Blue Light Emitting Diode					
APPLICATION		Indicators					
MATERIAL		GaN					
OUTLINE		Attached					
ABSOLUTE MAXIMUM RATINGS		P	※ I _{FP}	I _{FIC}	V _R	Topr	Tstg
		40	50	10	5	-25~+85	-30~+100
		mW	mA	mA	V	°C	°C
CONDITION		T _a = 25 ± 3 °C					
Test Specification							
Item	Symbol	Condition	Typ	Limit		Unit	
				Min	Max		
Forward Voltage	V _F	I _F = 5 mA	3.2		3.7	V	
Reverse Leakage Current	I _R	V _R = 5 V			10	μA	
Luminous Intensity	I _O	I _F = 5 mA · DC	5.5	2.0		med	
Peak Emission Wavelength	λ _p	I _F = 5 mA · DC	470			nm	
Spectral Line Half Width	Δλ	I _F = 5 mA · DC	30			nm	
<p>※ · The Condition of I_{FP} is duty 10 %, Pulse width 10 ms</p> <p>· Please contact the Panasonic local office if you design at low current (below 1mA DC) or pulse current operation and have any questions.</p> <p>NOTE</p> <ol style="list-style-type: none"> 1. Compositions of the lead ... Cu/Ni/Au plating 2. Soldering conditions. Refer to Handling note. 3. Care should be taken that soldering is done within 3-days after opening the dry package and reel. 4. Package: light white diffusion type. 5. A Blue LED is sensitive to static electricity and care should be fully taken in handling it. 6. Circuit to operate LED. 							
						<p>(A) Recommended circuit.</p> <p>(B) The difference of brightness between the LED could be found due to the V_F characteristics of each LED.</p>	
Oct. 27. 2001							

Approved	Checked	Designed	DEVELOPMENT SPECIFICATION Tentative P/N:LNJ906W5BUX			
		<i>K. Ozawa</i>				



Oct. 27, 2001			

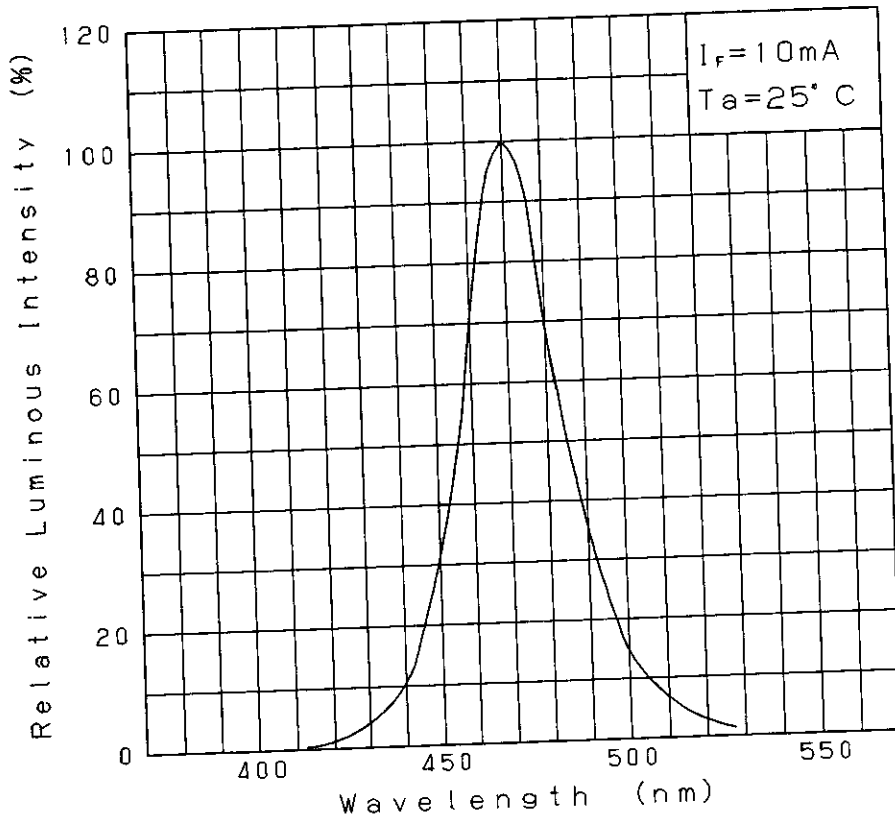
Approved Checked Designed

K. Ozawa

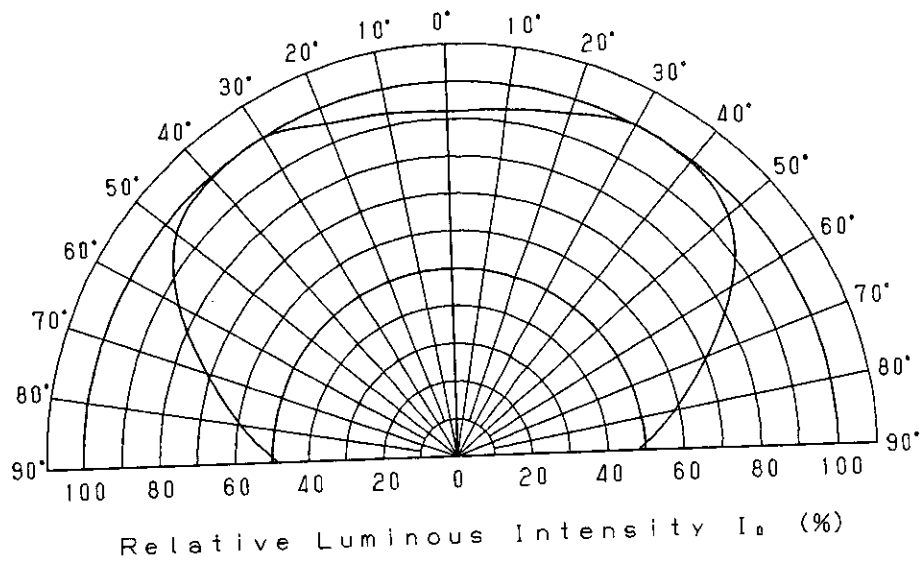
DEVELOPMENT SPECIFICATION

Tentative
P/N:LNJ906W5BUX

Relative Luminous Intensity Wavelength Characteristics



Directive Characteristics



Oct. 27. 2001

Panasonic

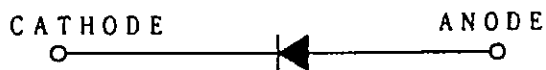
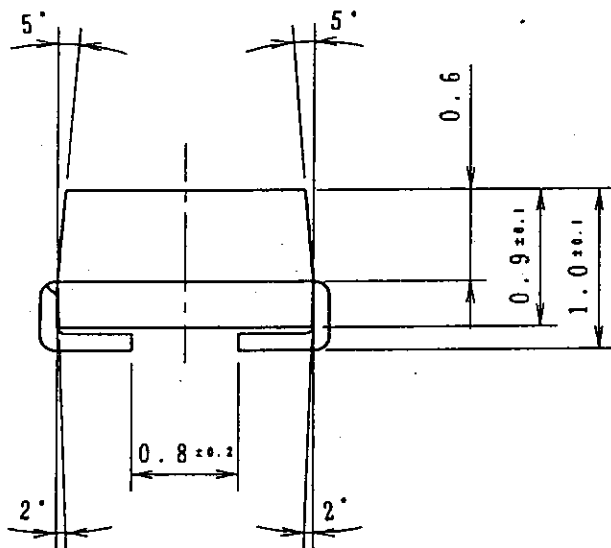
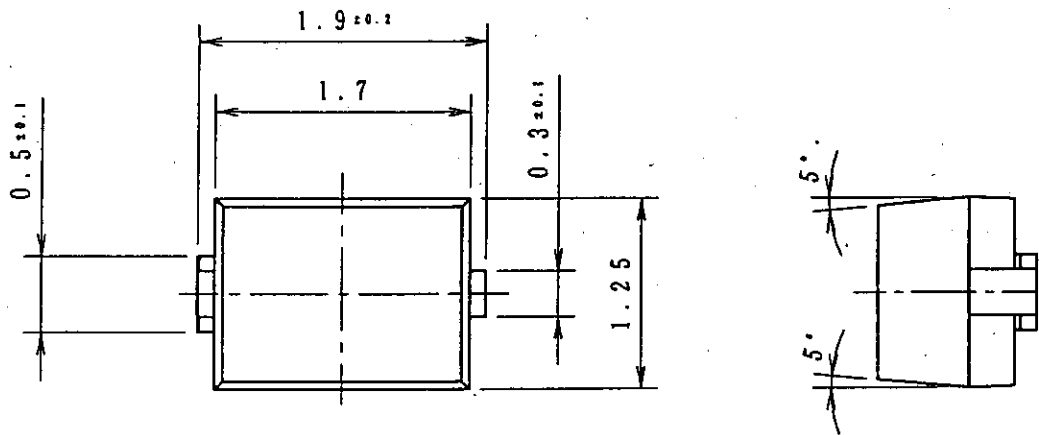
KAGOSHIMA MATSUSHITA ELECTRONICS CO., LTD.

KB-H-022-018

Approved <i>M. Yamashita</i>	Checked <i>T. Shikida</i>	Designed <i>T. Takata</i>
---------------------------------	------------------------------	------------------------------

DEVELOPMENT SPECIFICATION
(OUTLINE)

P/N:



(NOTE)

1. Unit:mm
2. Tolerance unless specified is ±0.2.
3. Measurement of the package doesn't include gate projection.
4. Corner of the package is R 0.2max.
5. Projection's tolerance of the package is 0.2max.

Nov. 27. 1996